


How do I add/edit my privacy policy?

1. Go to *Admin > Subscription options*.
2. To add your privacy policy click "Add new". To edit your existing privacy policy click "Edit".

Privacy policy					
ID	Notice	Notice Link	Policy	Actions	
You do not have a privacy policy yet, click the Add New Button to begin.					

- 3.** Within the "Notice" field add in addition information that will display on your booking form - see example below.

Within the "Notice link" field you can either leave this blank which will direct the guest to your SuperControl privacy policy page, or if you have your own web page with your privacy policy included, enter the URL here. We recommend that you add the link to the Privacy Policy on your own website, this means you only have to maintain one copy.

Your privacy policy text should be added within the "Policy" window (this is what will display in your Guest Login via your Privacy policy link):




Notice:






Notice Link:

<http://www.somewhere.com/policy.html>




Policy:









Source







B *I* U **S**









Format ▾

Font ▾

Size ▾

Enter your policy here.

Save

Cancel

☐ I agree to the [Terms & Conditions of Booking and Privacy and Cookie Policy](#) *

☐ I would like to receive your seasonal brochure

☐ Please send me special offers by email

Example Notice text ← **Notice text**
View our [Privacy Policy](#) ← **Hyperlink from Notice link**

Submit booking